



## **Symantec™ Security Update - July 2005**

### **Worldwide and EMEA**

Monthly report examining recent high severity vulnerabilities, cyber attacks, malicious code and spam activity.

# **Symantec Security Update - July 2005**

## **Worldwide and EMEA**

### **AN IMPORTANT NOTE ABOUT THE FOLLOWING DISCUSSION**

The attack data discussed in this document is based on attacks targeting an extensive sample of Symantec customers. The attack activity was detected by Symantec between June 24 and July 23, 2005. Symantec uses automated systems to map the IP address of the attacking system to identify the country in which it is located. However, because attackers frequently use compromised systems located around the world to launch attacks remotely, the location of the attacking system may differ from the location of the attacker. Despite the uncertainty that this creates, Symantec feels that this type of data is useful in creating a high-level profile of global attack patterns. The number of contributing sensors in each region varies. Combined with different standard security practices, these variations may result in different attack data being recorded in each region. This may preclude valid comparisons between regions.

## Executive Summary

This *Symantec Security Update* offers a brief summary of Internet security activity for the month of July 2005. The update covers developments in vulnerabilities, attacks, malicious code and spam. This report will discuss security developments in the EMEA region over the past month.

Symantec maintains one of the world's most comprehensive databases of security vulnerabilities, covering over 13,000 vulnerabilities affecting more than 30,000 technologies from over 4,000 vendors. This report will discuss three vulnerabilities disclosed during the month of July that Symantec analysts have identified as being particularly noteworthy, either because of their severity or because they represent an interesting development. The vulnerabilities discussed include two in the Microsoft Windows operating system, and one that applies to the cross-platform Web browser Mozilla Firefox. All three vulnerabilities have the potential to compromise system integrity. All three may be mitigated by the application of patches recently released by the vendors.

Symantec comprehensively tracks attack activity across the entire Internet. Over 20,000 sensors deployed in over 180 countries by Symantec DeepSight™ Threat Management System and Symantec™ Managed Security Services gather this data. The attack statistics discussed in this document are based on attacks detected by these sensors between June 24 and July 23, 2005.

During the month of July 2005, the top, both worldwide and in the EMEA region, was the SQLExp Incoming Worm Attack, also known as the Slammer Attack. While this worm was first detected in January 2003, it continues to propagate. Bot-infected computers, computers compromised by remote control programs and used in concert for attacks, remain a problem for networks. Recognizing the ongoing threat posed by bot networks, Symantec tracks the distribution of bot-infected computers around the world. The city that had the highest percentage of bot-infected computers in the EMEA region this month was Winsford, in the United Kingdom

Symantec gathers data from over 120 million desktops that have deployed Symantec's antivirus products in consumer and corporate environments. The Symantec Digital Immune System™ and Scan and Deliver technologies allow customers to automate this submission process. This discussion is based on malicious code samples reported to Symantec. The top reported malicious code worldwide and in the EMEA region from June 24 to July 23, 2005 was the P variant of the Netsky Virus. The Netsky family of mass-mailing worms are able to disable security applications and steal confidential information on infected hosts.

The Symantec Probe Network consists of millions of decoy email addresses that are configured to attract a large stream of spam attack; representative of spam activity across the Internet as a whole. During July, the most common type of spam, both in the EMEA region and worldwide, was regarding products. In addition, a majority of the spam detected worldwide originated from computers located inside North America.

## Top Vulnerabilities

Symantec maintains one of the world's most comprehensive databases of security vulnerabilities, covering over 13,000 vulnerabilities affecting more than 30,000 technologies from over 4,000 vendors.

Symantec has analyzed vulnerabilities reported between June 24 and July 23, 2005 and identified three of the most noteworthy high-severity vulnerabilities. High-severity vulnerabilities are those that result in a compromise of the entire system if exploited. In almost all cases, successful exploitation can result in a complete loss of confidentiality, integrity and availability of data stored on or transmitted across the system.

BID Number	Vulnerability
14214	Microsoft Windows Color Management Module ICC Profile Buffer Overflow Vulnerability
14087	Microsoft Internet Explorer Javaprxy.DLL COM Object Instantiation Heap Overflow Vulnerability
14242	Mozilla Firefox Set As Wallpaper Arbitrary Code Execution Vulnerability

Table 1. Top vulnerabilities, July 2005

Source: Symantec Corporation

The Microsoft Windows Color Management Module International Color Consortium (ICC) Profile Buffer Overflow<sup>1</sup> Vulnerability<sup>2</sup> was originally disclosed on July 12, 2005. The ICC standard is a universal standard designed to ensure that colors are represented in the same way on all operating systems and platforms.

This vulnerability can be exploited when the Microsoft Color management System library (mscms.dll) processes an image containing malicious ICC data. Many applications that display images on Microsoft Windows platforms will be affected by this vulnerability, including Microsoft Internet Explorer and Microsoft Office software. This vulnerability allows an attacker to compromise an application to gain privileges of the user running it. For example, if an administrator were running the vulnerable application, the attacker would gain administrator privileges.

This vulnerability can be exploited by causing an application that uses the vulnerable Microsoft Windows component to display a malicious image. An attacker can deliver the malicious image through an email attachment, inside a Microsoft Word document, or on a Web page. When a vulnerable application, such as Internet Explorer, attempts to display the malicious image, the malicious ICC data within the image file triggers the vulnerability and exploitation occurs. Remotely exploitable buffer overflow vulnerabilities are particularly dangerous, as skilled attackers can carry out exploitation without alerting a target user to the attack.

Symantec advises users and administrators to apply the appropriate patches to all affected Microsoft Windows products. It may also be possible to reduce exposure to attacks by educating users to be extremely cautious about visiting potentially malicious Web sites, following untrusted links or viewing image attachments in unsolicited emails.

---

<sup>1</sup> A buffer overflow vulnerability exists when a process fails to limit the user data that it will store. This allows an attacker to force the vulnerable process to store more data than it was intended to, causing the excess data to overwrite critical values stored in memory. The attacker can then manipulate the vulnerable process and insert malicious instructions that will be executed.

<sup>2</sup> <http://www.securityfocus.com/bid/14214>

The Microsoft Internet Explorer JView Profiler Javaprx.dll Component Object Model (COM) Object Installation Heap Overflow<sup>3</sup> Vulnerability<sup>4</sup> was made public on June 29, 2005. The JView Profiler is a COM object application included with the Microsoft Java Virtual Machine, which allows Java applications to be used on the Microsoft Windows operating system and through the Microsoft Internet Explorer Web browser. This vulnerability allows an attacker to compromise a browser to gain privileges of the user running the vulnerable Internet Explorer. For instance, if an administrator were running Internet Explorer, the attacker would gain administrator privileges.

Exploitation occurs when the vulnerable Internet Explorer Web browser loads a malicious site designed to invoke the vulnerable JView COM object. By passing malicious data an attacker can trigger the vulnerability. Remotely exploitable heap and buffer overflow vulnerabilities are particularly dangerous, as skilled attackers can carry out exploitation without alerting a target user to the attack.

Symantec advises users and administrators to apply the appropriate patches to all affected Microsoft Internet Explorer packages. Administrators should also implement intrusion detection systems to monitor HTTP traffic for potential attacks, and to filter them out before they become successful. It may also be possible to reduce exposure to these attacks by educating users to be extremely cautious about visiting potentially malicious Web sites or following links in unsolicited emails.

The Mozilla Firefox Set As Wallpaper Arbitrary Code Execution Vulnerability<sup>5</sup> was first disclosed on July 13, 2005. Mozilla Firefox is a popular, freely available Web browser and although it runs on multiple operating system (OS) platforms including Microsoft Windows, Linux, and Apple Mac OS X, some functionality, including the 'Set As Wallpaper' feature, is not available on all platforms limiting the risk to certain OS platforms. Mozilla Firefox allows users to easily save images presented on Web pages directly as their desktop image or wallpaper. This vulnerability allows an attacker to compromise a browser to gain privileges of the user running the vulnerable Mozilla Firefox. For example, if an administrator was running Mozilla Firefox, the attacker would gain administrator privileges.

Exploitation is carried out through a malicious Web page that includes a malformed image with a JavaScript source URI. Exploitation is triggered when a user sets the malicious image as their desktop image using the 'Set as Wallpaper' feature. When the user right clicks on the malicious images and selects the 'Set as Wallpaper' option, the JavaScript URI is executed with their privileges.

The latter two vulnerabilities discussed in this section affect Web browsers. As outlined in the previous two volumes (September 2004 and March 2005) of the Symantec *Internet Security Threat Report*, Web browser vulnerabilities have become much more common targets of attacks. This can be attributed to the widespread implementation and use of

---

<sup>3</sup> A heap overflow vulnerability is similar to a buffer overflow vulnerability, the only difference is that a different region of memory (heap memory) is affected.

<sup>4</sup> <http://www.securityfocus.com/bid/14087>

<sup>5</sup> <http://www.securityfocus.com/bid/14242>

browser on both home and corporate computers. The success of Web browser attacks is helped by the fact that Web traffic is not typically filtered by firewalls, so that such attacks are able to bypass traditional perimeter security. As a result, attackers can gain access to an entire network by exploiting one vulnerable desktop browser; as a result, an unpatched Web browser can be a significant risk primarily due to the widespread deployment inside an organization

Symantec advises users and administrators to upgrade all affected Mozilla Browsers to the latest, patched versions. It may also be possible to prevent attacks that exploit this vulnerability by implementing intrusion detection systems to monitor HTTP for signs of attack, and filter them out before they can become successful. To reduce exposure to attacks, Symantec recommends educating users to be extremely cautious about visiting untrusted Web sites or following links embedded in unsolicited emails.

## Top Attacks

Between June 24 and July 23, 2005 the most common attack, both worldwide (table 2) and in the EMEA region (table 3), was the SQLEXP Incoming Worm Attack, also known as the Slammer Attack. Performed by 27% of the attacking IP addresses located in the EMEA region, this attack is commonly associated with three high-profile malicious code samples: Slammer,<sup>6</sup> Gaobot,<sup>7</sup> and Spybot.<sup>8</sup> The attack affects both the Microsoft SQL Server and the MSDE (Microsoft Desktop Engine) that is included with some third-party software, which makes it difficult to patch all vulnerable systems.

World Rank	Top Attacks - Worldwide	Percentage of Total Attackers	Affected Service
1	SQLEXP Incoming Worm Attack	19%	Microsoft SQL Server
2	Generic HTTP CONNECT TCP Tunnel Attack	11%	Generic Web (HTTP) Service
3	Debian Linux httpd Attack	7%	Generic Web Attack

Table 2. Top attacks worldwide, July 2005

Source: Symantec Corporation

Region Rank	Top Attacks - EMEA	Percentage of Total Region Attackers	Affected Service	World Rank	Percentage of Total World Attackers
1	SQLEXP Incoming Worm Attack	27%	Microsoft SQL Server	1	7%
2	Generic HTTP Chunked Encoding Overflow Attack	10%	Generic Web (HTTP) Server	4	5%
3	Generic WebDAV/Source Disclosure HTTP Header Request Attack	5%	Generic Web (HTTP) Server	9	3%

Table 3. Top attacks originating in EMEA region, July 2005

Source: Symantec Corporation

The high ranking of this attack is likely due to two factors related to the use of UDP as the transport mechanism. First, the use of UDP allows a complete attack<sup>9</sup> to be sent to every

<sup>6</sup> <http://securityresponse.symantec.com/avcenter/venc/data/w32.sqlexp.worm.html>

<sup>7</sup> <http://securityresponse.symantec.com/avcenter/venc/data/w32.hllw.gaobot.aa.html>

<sup>8</sup> <http://securityresponse.symantec.com/avcenter/venc/data/w32.spybot.worm.html>

<sup>9</sup> UDP does not require that any form of synchronization be done before data is sent and accepted by the target service. By contrast, an attack that uses TCP must go through the three-way handshake to

potential victim computer, regardless of whether SQL Server is installed or running. Most intrusion detection systems will therefore interpret each attempt as a full attack, even if the destination computer is not turned on. Secondly, the use of UDP also allows this attack to come from a spoofed source address, which may inflate the number of observed source IP addresses. Slammer did not spoof its source; however, as the attack is now used by other malicious code this ability could be added.

This attack is particularly risky for mobile computers. A single infected host within a network, such as an infected laptop that is connected to the network, either directly or by VPN, can allow the malicious code to propagate internally. Perimeter filtering of Microsoft SQL ports and strong policy compliance can significantly reduce the risk of compromise by this attack.

The second most common attack originating in the EMEA region between June 24 and July 23, 2005 was the Generic HTTP Chunked Encoding Overflow attack, used by 10% of attackers in the EMEA region. This is a Web-related attack that can be triggered when a Web request for chunked data is seen. Certain implementations of Web servers are vulnerable to a buffer overflow in processing this directive. Buffer overflows can allow an attacker to overwrite critical memory and gain control of the flow of execution on a target computer. A Web server, once compromised, can allow an attacker access to the network. Furthermore, An attacker who can compromise a vulnerable server hosting Web services can use it to launch attacks against users accessing it with vulnerable Web browsers.

The third most common attack detected originating in the EMEA region between June 24 and July 23, 2005 was the Generic WebDAV/Source Disclosure HTTP Header Request Attack. This attack, also Web related, was used by 5% of attackers situated in the EMEA region. The WebDAV Source disclosure attack is a generic attack that indicates suspicious activity and was widely seen from the Welchia worm as it attempted to spread across the Internet.

As with all Web servers, administrators should ensure that up-to-date patches are applied. Web application target systems often provide a public service; therefore, systems providing public access should be segmented from private networks by a firewall or demilitarized zone (DMZ). This will limit network exposure should a compromise occur. All public IP addresses should be scanned and audited to ensure that only legitimate services are running.

Organizations should ensure that all publicly deployed Web servers are configured using a standard template that has been audited to protect against this kind of attack. Firewalls should also be placed between publicly accessible computers and internal networks, creating a demilitarized zone to limit the scope of a compromise.

### **Top Cities by Bot-Infected Computers**

Bot-infected computers operate in a coordinated fashion under the direction of an attacker and can number in the hundreds or thousands. These networks of computers can scan for and compromise additional computers and may be used to perform denial of service attacks.

---

synchronize the systems prior to data being sent; therefore, a TCP-based attack will only be seen if the service being targeted is accepting connections. In the case of UDP, the attacking system can simply send the complete attack without regard for whether the service is listening.

Bot network computers are a concern for a variety of reasons, some directly attributable to infection, and some as an indirect consequence of bot network behavior. A single infected host within a network, such as an infected laptop that is connected to the network, either directly or by VPN, can allow the malicious code to propagate internally. Additionally, bot computers can act in concert to perform DoS attacks, utilizing bandwidth of both the target and source computers in the attack.

Recognizing the ongoing threat posed by bot networks, Symantec tracks the distribution of bot-infected computers both worldwide (table 4) and across the EMEA region (table 5). In order to do this, Symantec calculates the number of computers worldwide that are known to be infected with bots and assesses which cities are home to the highest percentages of these computers. The identification of bot-infected computers is important, as a high percentage of infected machines could mean a greater potential for bot-related attacks. It may also indicate the level of patching and/or security awareness.

World Rank	City	Country	Percentage of World's Bots
1	Seoul	Korea, South	4%
2	Winsford	United Kingdom	4%
3	London	United Kingdom	3%

Table 4. Top three bot-infected cities, Worldwide, July 2005 Source: Symantec Corporation

Region Rank	City	Country	Percentage of Region's Bots	World Rank	Percentage of World's Bots
1	Winsford	United Kingdom	11%	2	4%
2	London	United Kingdom	10%	3	3%
3	Cambridge	United Kingdom	7%	5	2%

Table 5. Top bot-infected cities, EMEA region, July 2005 Source: Symantec Corporation

In the March 2005 edition of the *Internet Security Threat Report*, Symantec speculated that a city's rate of bot infection is related to two factors: the size of the city and the rate of broadband growth in that city. Winsford, London, and Cambridge are the three cities with the greatest number of identified bot infected computers in the EMEA region. London, accounting for 10% of the region's bot-infected computers, is significantly larger than both Winsford and Cambridge. The rapid deployment of high-speed Internet in these less populated regions may be a significant contributor to the high numbers of bot-infected computers.

To prevent against bot infection, Symantec recommends that end users practice defense in-depth strategies,<sup>10</sup> including the deployment of antivirus, firewalls, and intrusion detection systems. Security administrators should also ensure that ingress and egress filtering is in place to block known bot-network traffic and that antivirus definitions are updated regularly.

---

## Malicious Code

Worldwide		EMEA	
Rank	Sample	Rank	Sample
1	Netsky.P	1	Netsky.P
2	Tooso.J	2	DesktoPhijack
3	Lineage	3	Tooso.B
4	DesktoPhijack	4	Fugif
5	Spybot	5	Mytob.EE
6	Mytob.EE	6	Gaobot
7	Tooso.B	7	Tooso.J
8	Gaobot	8	Webus.G
9	Fugif	9	Tooso.F
10	Bancos	10	Spybot

Table 6. Top ten malicious code, July 2005

Source: Symantec Corporation

Netsky.P<sup>11</sup> was the most widely reported malicious code sample in July 2005, both worldwide and in the EMEA region. Netsky.P is a mass-mailing worm that may send itself in a .ZIP archive that can bypass some email gateway antivirus scanners. The worm also copies itself to shared folders used by various peer-to-peer file-sharing applications in order to make itself available for download on those networks.

DesktoPhijack<sup>12</sup> is a virus that was discovered on June 19, 2005. When the virus is executed, it displays a message claiming to be an application to scan a computer for adware and spyware. The virus then infects the wininet<sup>13</sup> library in order to monitor Internet traffic, such as pages visited. This information is saved in a file that is then uploaded to three Web sites the author presumably controls.

Tooso.B<sup>14</sup> is a Trojan that was mass mailed by two variants of the Beagle mass-mailing worm, Beagle.BG<sup>15</sup> and Beagle.BH<sup>16</sup>. Once installed on a computer, Tooso.B disables antivirus and security applications by terminating their processes and deleting associated registry keys and files. It also hinders access to antivirus and security application vendor Web sites by creating entries in the HOSTS file that redirect access to these sites. Tooso.B also attempts to download a file from a number of Web sites; however, this file has never been available.

The Webus.G<sup>17</sup> Trojan was discovered on June 10, 2005. It was sent as an attachment to a spam email falsely claiming that Michael Jackson tried to commit suicide. The Trojan deletes services from the computer related to antivirus and security applications then connects to an IRC server from which it can receive remote commands. The bot can allow a remote attacker to download and execute remote files on the computer or relay spam email.

The Fugif<sup>18</sup> Trojan is an interesting entry in the top ten malicious code samples for the month of July. EMEA accounted for almost 40% of the total reports of Fugif, although it

<sup>11</sup> <http://securityresponse.symantec.com/avcenter/venc/data/w32.netsky.p@mm.html>

<sup>12</sup> <http://securityresponse.symantec.com/avcenter/venc/data/w32.desktoPhijack.html>

<sup>13</sup> Wininet is a library used by Windows computers that contains Internet-related functions.

<sup>14</sup> <http://securityresponse.symantec.com/avcenter/venc/data/trojan.tooso.b.html>

<sup>15</sup> <http://securityresponse.symantec.com/avcenter/venc/data/w32.beagle.bg@mm.html>

<sup>16</sup> <http://securityresponse.symantec.com/avcenter/venc/data/w32.beagle.bh@mm.html>

<sup>17</sup> <http://securityresponse.symantec.com/avcenter/venc/data/trojan.webus.g.html>

<sup>18</sup> <http://securityresponse.symantec.com/avcenter/venc/data/download.fugif.html>

was not present in the top ten reports for any other region. This Trojan attaches itself to the Windows System folder as an alternate data stream<sup>19</sup> and simply attempts to download a file from three different Web sites.

## Spam

The Symantec Probe Network consists of millions of decoy email addresses that are configured to attract a large stream of spam attack; representative of spam activity across the Internet as a whole. An attack can consist of one or more spam messages, and is defined as a group of similar messages. The data used in this analysis is based on the spam messages detected by Symantec Probe Network sensors between June 24 and July 23, 2005. It will assess spam activity according to two criteria: the type of product or service with which it is associated and the region from which the spam originated

## Spam by Type

Symantec assesses spam messages and analyzes them according to the type of product or service with which they are associated. Symantec has assessed both worldwide spam and spam detected by probes based in the EMEA region. During the month of July, the most common spam worldwide (figure 1) was related to commercial products (merchandise not included in other categories, such as fake Rolex watches, printer supplies, jewelry and other consumer goods), accounting for 24% of the spam worldwide. Spam related to financial products or services was the second most common type, making up 22% of all worldwide spam messages, this category includes mortgages, stock tips and credit card offers. Finally, spam related to scams, including the common 419, or Nigerian scam, made up 11% of global spam messages. The scam category includes home-based businesses, offers to run a online casino from your PC, and other get-rich schemes.

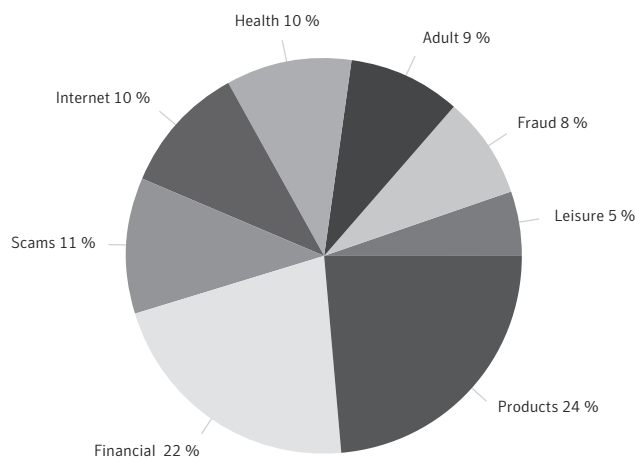


Figure 1. Worldwide spam by type, July 2005

Source: Symantec Corporation

<sup>19</sup> [http://www.microsoft.com/resources/documentation/Windows/XP/all/reskit/en-us/Default.asp?url=/resources/documentation/Windows/XP/all/reskit/en-us/prkc\\_fil\\_xurt.asp](http://www.microsoft.com/resources/documentation/Windows/XP/all/reskit/en-us/Default.asp?url=/resources/documentation/Windows/XP/all/reskit/en-us/prkc_fil_xurt.asp)

A very similar pattern was detected in the EMEA region. During the month of July, the most common type of spam messages detected by probes in the EMEA region (figure 2) was related to commercial products, which accounted for 29% of detected message. Financial services made up the second most common type, 25%. The third most common type of spam messages during this period consisted of scams, which accounted for 11% of spam detected in the EMEA region.

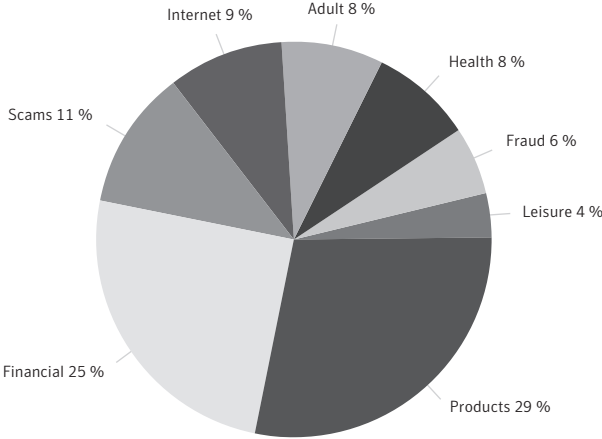


Figure 2. EMEA spam by type, July 2005

Source: Symantec Corporation

## Spam – Region of Origin

North America continues to be the highest region of origin for spam detected by the Symantec Probe Network. Symantec believes that this is likely due to the widespread accessibility to cheaper broadband connectivity in this region, although Europe and Asia also have high rates of broadband connectivity. As more spam is likely to be sent from hijacked desktop computers, Symantec expects to continue to see large amounts of spam coming from those regions with high bandwidth capabilities.

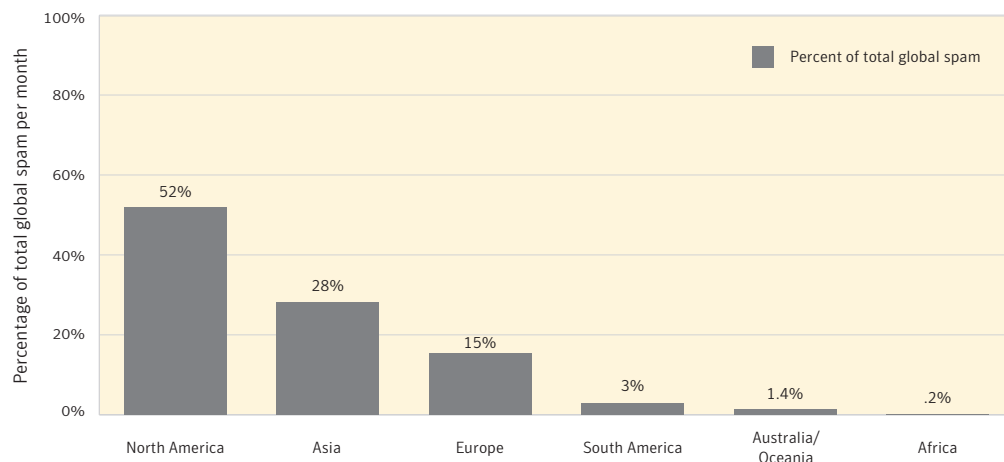


Figure 3. Region of spam origin, July 2005

Source: Symantec Corporation

As many spammers attempt to redirect attention away from their place of operation, this could also lead to less spam “originating” from the regions within which spammers are actually located. Spammers can build networks of compromised computers globally and utilize only those networks that are geographically disparate from their place of operation. In doing so, they will likely focus on compromised computers in those regions with the largest bandwidth capabilities. Following this logic, the region from which the spam originates may not correspond with the region in which the spammers are located.

Under this scenario, a spammer based in Europe could be more likely to send spam to European recipients from non-European IP spaces. When the same spammer sends spam to the Americas, the spam can be sent from an American-based IP to an American recipient with less risk of prosecution for the European spammer (versus sending spam locally to European recipients from European IPs).

## About Symantec

Symantec is the world leader in providing solutions to help individuals and enterprises assure the security, availability, and integrity of their information.

Headquartered in Cupertino, Calif., Symantec has operations in more than 40 countries.

More information is available at [www.symantec.com](http://www.symantec.com).

For specific country offices and contact numbers, please visit our Web site. For product information in the U.S., call toll-free 800 745 6054.

Symantec Corporation  
World Headquarters  
20330 Stevens Creek Boulevard  
Cupertino, CA 95014 USA  
408 517 8000  
800 721 3934  
[www.symantec.com](http://www.symantec.com)

Symantec and the Symantec logo are U.S. registered trademarks of Symantec Corporation. Other brands and products are trademarks of their respective holder/s. Any technical information that is made available by Symantec Corporation is the copyrighted work of Symantec Corporation and is owned by Symantec Corporation. NO WARRANTY. The technical information is being delivered to you as-is and Symantec Corporation makes no warranty as to its accuracy or use. Any use of the technical documentation or the information contained herein is at the risk of the user. Copyright © 2005 Symantec Corporation. All rights reserved. 08/05 10433488